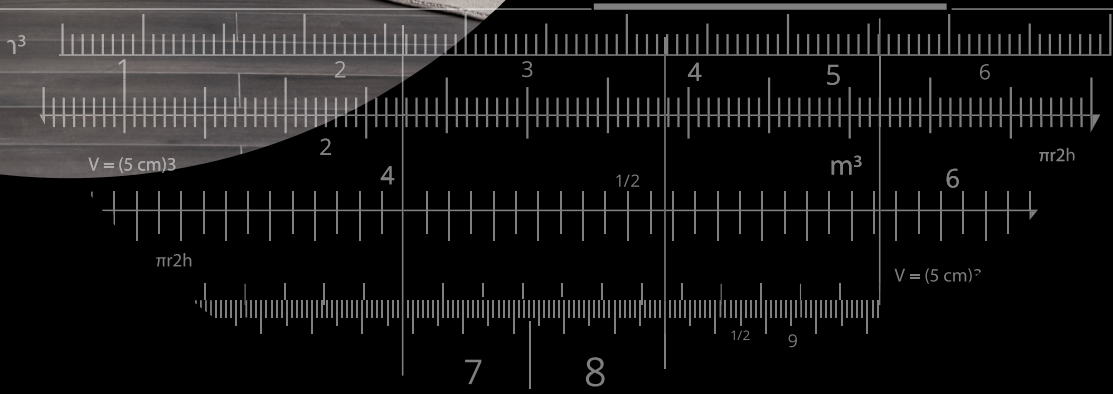




# GRANDE

technical details



details

LIVELY DESIGN

TIMELESS FURNITURE

## TECHNICAL DETAILS &amp;

## MATERIALS GRANDE SOFA SET


**SOFA SET**

Playwood and beech wood are used in the base frame.

In the sitting part 35 density sponge, in the upper 35 density hard sponge and in the in-ner side of arm 35 density sponge are used. 7 cm wide strips of 1st class elastic material (Webbing) are used in foundation under the seats.

Fabrics with the denstiy between 350 and 500 gr / m2 & friction value between 35000 and 45000 are preferred to use.

Legs: Metal Painted in ryst gold (brass) colour (Electrostatic Painting)

**COFFEE TABLE**

Black oak smoked Veneer, Glass, Brass Metal Paint

**SIDE TABLE**

Black oak smoked Veneer, Glass, Brass Gold Metal Paint

## FABRIC OPTIONS


## INESTA SERIE



1899

1900


1903



1907

1908


1911



1915

1923


1925



1930

1961

1974



1981

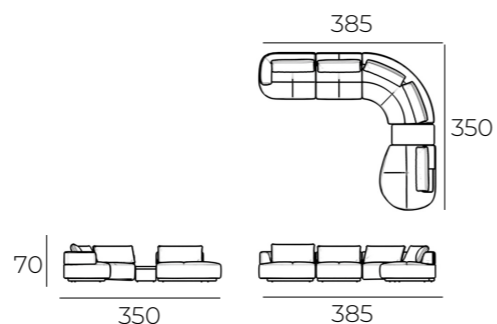
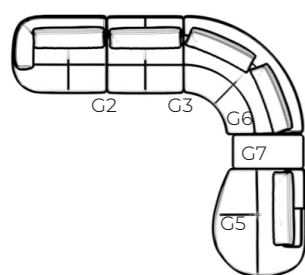
# LIVELY DESIGN

GRANDE / TECHNICAL DETAILS

TIMELESS FURNITURE

- RIGHT ARM MODULE (G1)
- LEFT ARM MODULE (G2)
- SINGLE SEATER MODULE (G3)
- LEFT RELAX MODULE (G4)
- RIGHT RELAX MODULE (G5)
- CORNER MODULE (G6)
- COFFEE TABLE MODULE (G7)

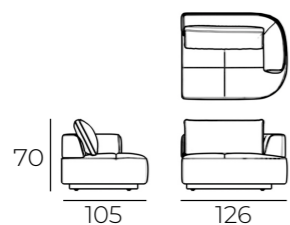
CORNER SOFA (G2+G3+G6+G7+G5)



RIGHT ARM MODULE (G1)



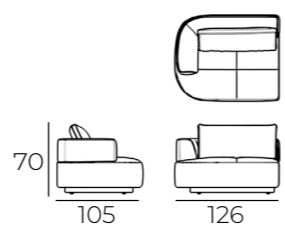
Kg: 44 Kg  
M³: 0.82 m³



LEFT ARM MODULE (G2)



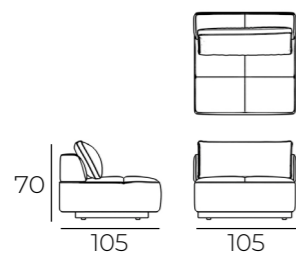
Kg: 44 Kg  
M³: 0.82 m³



SINGLE SEATER MODULE



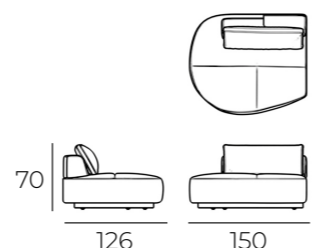
Kg: 36 Kg  
M³: 0.73 m³



LEFT RELAX MODULE



Kg: 46 Kg  
M³: 1.23 m³



GRANDE / TECHNICAL DETAILS

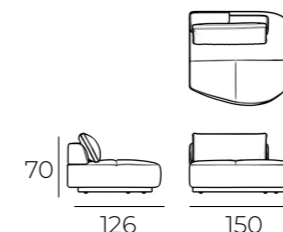
# LIVELY DESIGN

TIMELESS FURNITURE

RIGHT RELAX MODULE (G5)



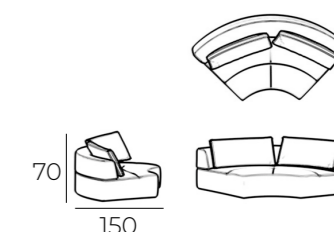
Kg: 46 Kg  
M³: 1.23 m³



CORNER MODULE (G6)



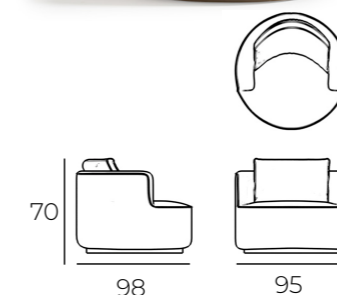
Kg: 60 Kg  
M³: 1.51 m³



ROTATING BERGERE



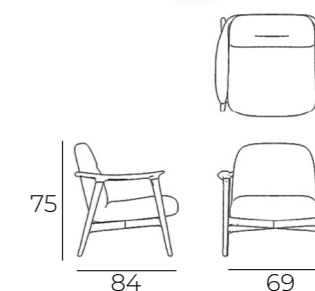
Kg: 34 Kg  
M³: 0.61 m³



WOODEN ARMCHAIR



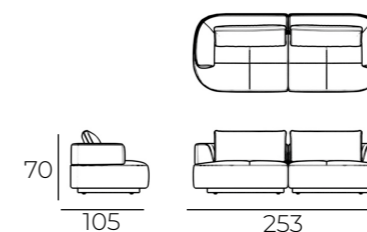
Kg: 25 Kg  
M³: 0.41 m³



3 SEATER SOFA (G1+G2)



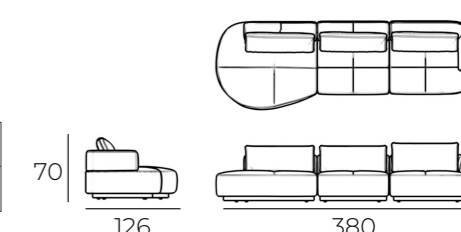
Kg: 88 Kg  
M³: 1.64 m³



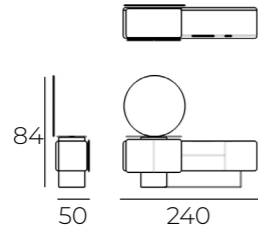
4 SEATER SOFA WITH RELAX (G4+G3+G1)



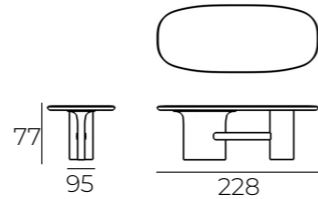
Kg: 126 Kg  
M³: 2.78 m³



CONSOLE

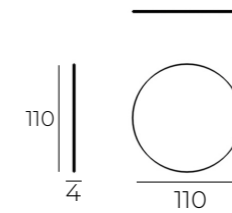



TABLE



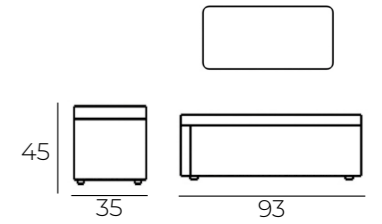
Kg: 114 Kg  
M<sup>3</sup>: 0.95 m<sup>3</sup>

CONSOLE MIRROR



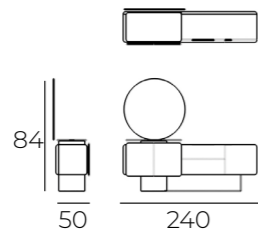
Kg: 25 Kg  
M<sup>3</sup>: 0.12 m<sup>3</sup>

COFFEE TABLE MODULE (G7)



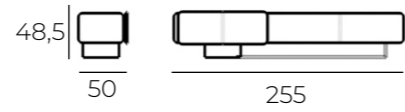
Kg: 30 Kg  
M<sup>3</sup>: 0.2 m<sup>3</sup>

CONSOLE



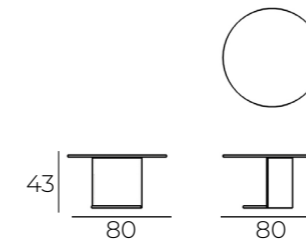
Kg: 177 Kg  
M<sup>3</sup>: 1.27 m<sup>3</sup>

TV UNIT BOTTOM PART



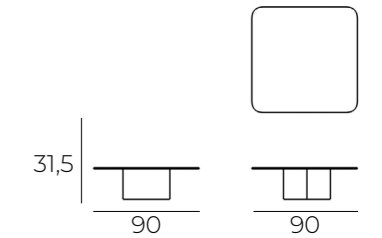
Kg: 144 Kg  
M<sup>3</sup>: 1.12 m<sup>3</sup>

GLASS COFFEE TABLE



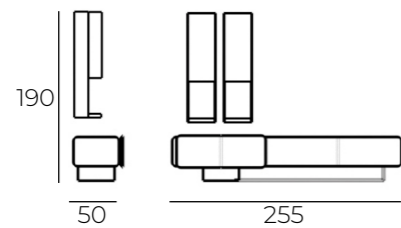
Kg: 24 Kg  
M<sup>3</sup>: 0.19 m<sup>3</sup>

SQUARE COFFEE TABLE

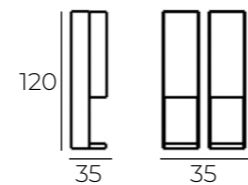


Kg: 20 Kg  
M<sup>3</sup>: 0.1 m<sup>3</sup>

TV UNIT BOTTOM PART

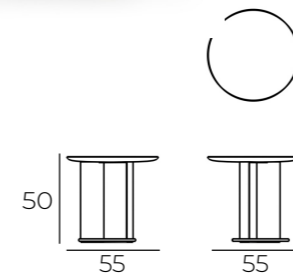


TV UNIT TOP PART



Kg: 50 Kg  
M<sup>3</sup>: 0.44 m<sup>3</sup>

SIDE TABLE



Kg: 10 Kg  
M<sup>3</sup>: 0.09 m<sup>3</sup>

BUTTON SIDE TABLE ( BIG-MEDIUM-SMALL)

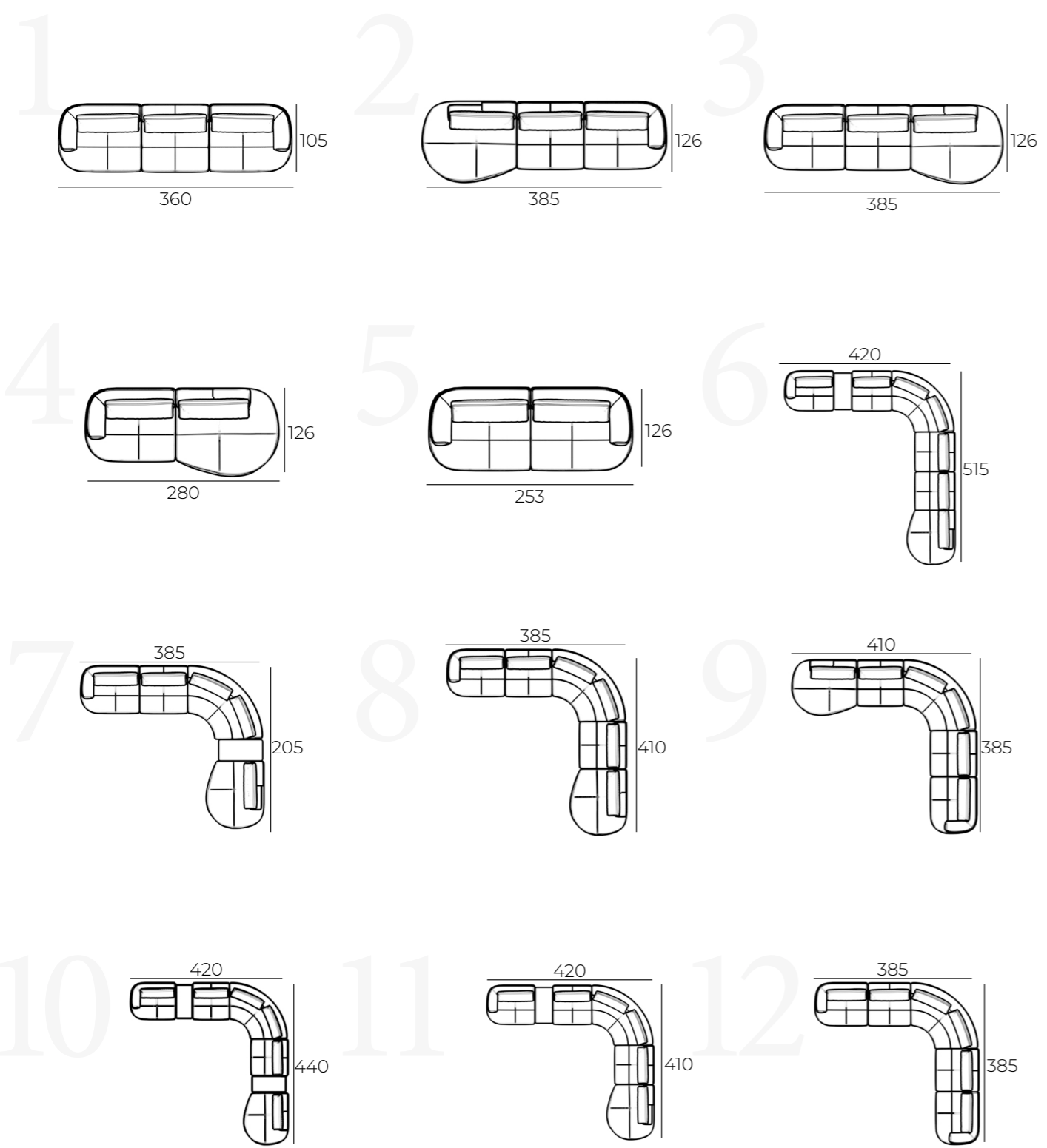
BIG  
Kg: 9 Kg  
M<sup>3</sup>: 0.15 m<sup>3</sup>

MEDIUM  
Kg: 7 Kg  
M<sup>3</sup>: 0.09 m<sup>3</sup>

SMALL  
Kg: 4 Kg  
M<sup>3</sup>: 0.06 m<sup>3</sup>




# 12 OPTION




## TECHNICAL DETAILS & MATERIALS

### GRANDE DINING ROOM



#### CONSOLE

Top and Side: Black oak Smoked Veneer and Brass  
 Paint Legs: Brass Metal Paint  
 Hinge and Mechanism: Hettich



#### TABLE

Top: Black oak Smoked Veneer  
 Legs: Round legs Smoked oak Veneer and Metal Legs  
 are Brass Color



#### CHAIR

Fabric: Nubby Fabric (Soft Linen  
 Fabric) Legs: Brass Metal Paint

### GRANDE TV UNIT



#### TV UNIT

Top and Side: Black oak Smoked Veneer and Brass  
 Paint Legs: Brass Metal Paint  
 Hinge and Mechanism: Hettich

LIVELY DESIGN

---

TIMELESS FURNITURE

